

2011

JANUARY - NOVEMBER

STATISTICS BULLETIN

General Developments

I. COMPENSATION FUND

During January – 12 December 2011, there have been paid 136 claims with a total value of 224,147,495 ALL.

There are 354 claims which are handled and are ready for payment, with a total value of 257,738,735 ALL, from which 346 claims with a total value of 244,683,980 ALL are sent to Insurance Companies for payment.

There are 23 claims being handled, with a total value of 31,495,981 ALL.

II. GREEN CARD

During January – 12 December 2011, there have been paid 182 claims with a total value of 91,492,258 ALL.

There are 123 claims which are handled and are ready for payment, with a total value of 50,069,136 ALL.

There are 51 claims being handled, with a total value of 24,214,435 ALL.

III. LITIGATIONS: AIB AS ACCUSED PARTY

The Albanian Insurance Bureau, is sued in 28 legal proceedings, with a total value of 234,095,088 ALL.

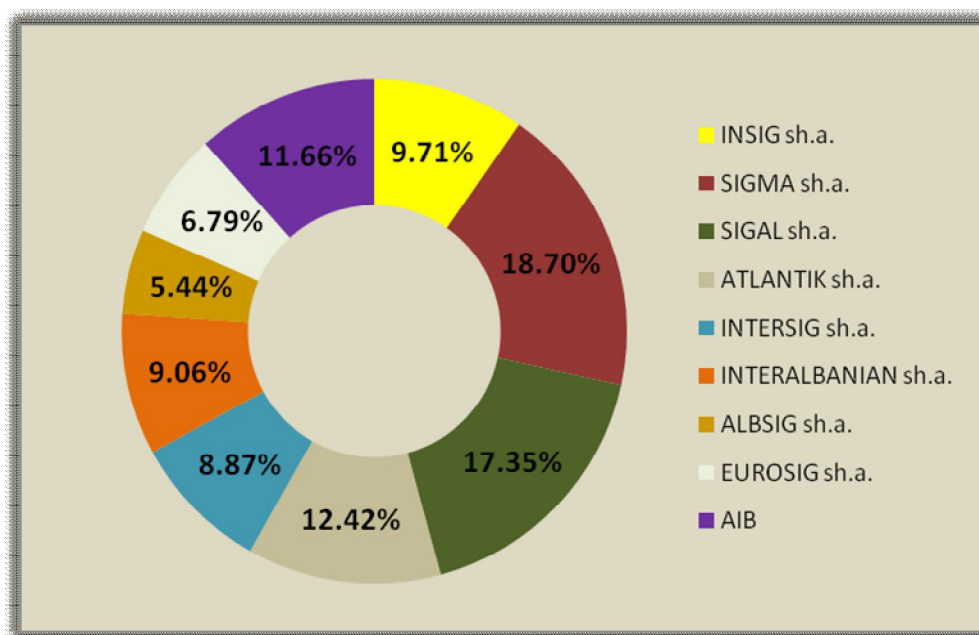
IV. INSURANCE POLICY PRODUCTION

During January - 12 December 2011, there have been produced and distributed 329,520 MTPL insurance policies, 106,000 Green Cards and 134,000 Border Insurances.

COMPENSATION FUND

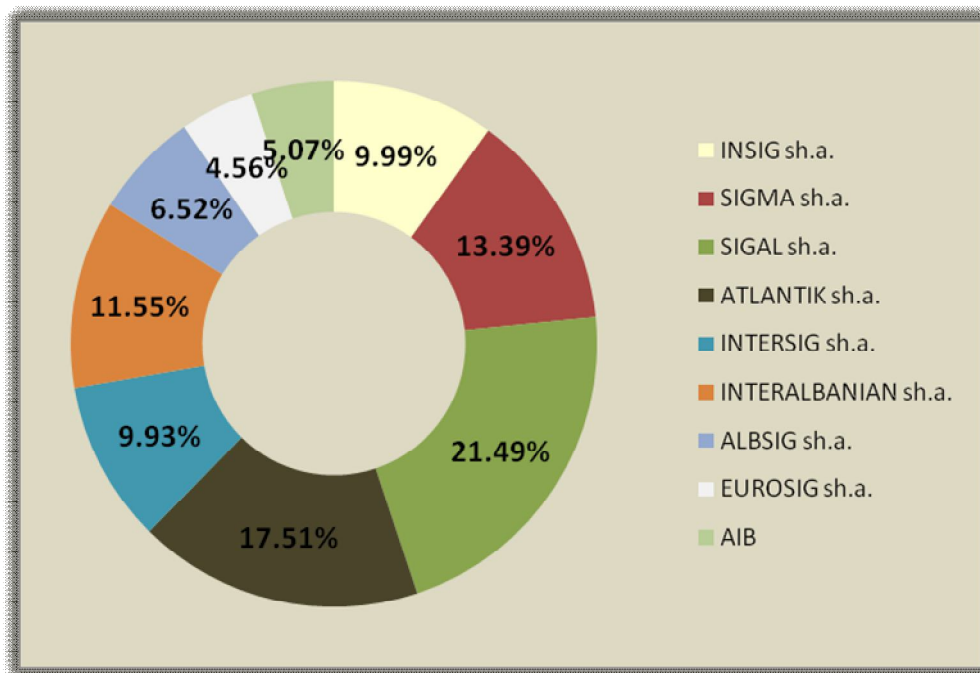
➤ Compensation Fund claim payments:

Nr	Handling Company	Paid Claims January- 12 December 2011										
		Handled during 2001-2009		Border insurances 2001-2009		Handled 2010		Handled 2011		Bailiff's office	Total	
		Nr	Value	Nr	Value	Nr	Value	Nr	Value	Value	Nr	Value
1	INSIG sh.a.	6	409,923	0	0	3	1,213,065	2	675,659	19,477,221	11	21,775,868
2	SIGMA sh.a.	4	1,523,160	0	0	3	1,015,200	13	3,635,932	35,742,114	20	41,916,406
3	SIGAL sh.a.	7	682,914	0	0	8	1,160,930	21	6,347,891	30,695,677	36	38,887,412
4	ATLANTIK sh.a.	3	2,313,161	1	98,120	4	461,120	5	2,462,630	22,501,764	13	27,836,795
5	INTERSIG sh.a.	0	0	0	0	0	0	16	4,464,527	15,408,904	16	19,873,431
6	INTERALBANIAN sh.a.	1	301,280	0	0	4	1,341,020	4	2,385,960	16,276,870	9	20,305,130
7	ALBSIG sh.a.	1	21,625	0	0	3	1,098,312	3	904,100	10,178,473	7	12,202,510
8	EUROSIG sh.a.	4	1,350,410	3	1,569,079	9	2,375,690	8	1,588,665	8,327,385	24	15,211,229
9	AIB	0	0	0	0	0	0	0	0	26,138,714	0	26,138,714
Total		26	6,602,473	4	1,667,199	34	8,665,337	72	22,465,364	184,747,122	136	224,147,495



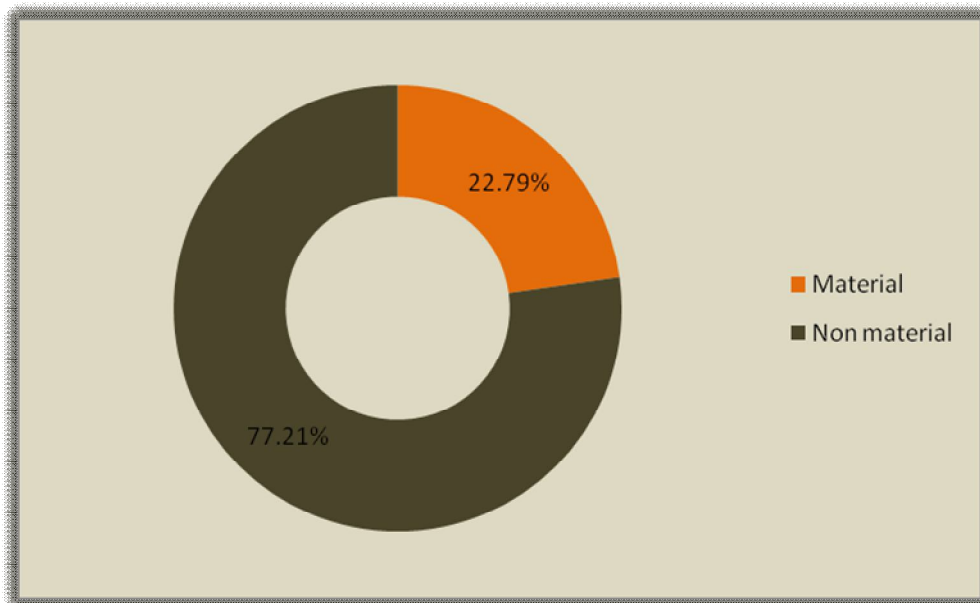
➤ Compensation Fund claims, handled and waiting to be settled:

Nr	Handling Company	Handled Claims January- 12 December 2011										Total	
		Handled during 2001-2009		Border insurances 2001-2009		Handled 2010		Handled 2011		Bailiff's office			
		Nr	Value	Nr	Value	Nr	Value	Nr	Value	Value	Nr	Value	
1	INSIG sh.a.	38	3,005,128	0	0	2	8,767,782	4	2,592,170	11,371,918	44	25,736,998	
2	SIGMA sh.a.	35	6,165,666	5	236,207	4	3,936,120	20	10,102,465	14,073,561	64	34,514,019	
3	SIGAL sh.a.	40	5,002,260	7	537,704	25	8,615,173	33	25,274,702	15,956,188	105	55,386,027	
4	ATLANTIK sh.a.	9	2,947,469	2	46,290	12	13,080,784	11	17,301,675	11,752,868	34	45,129,086	
5	INTERSIG sh.a.	6	580,686	2	66,050	6	10,642,939	9	1,114,013	13,192,878	23	25,596,566	
6	INTERALBANIAN sh.a.	5	1,629,329	3	145,580	3	5,118,037	16	17,377,081	5,498,139	27	29,768,166	
7	ALBSIG sh.a.	9	602,290	1	16,190	1	300,000	19	11,012,016	4,867,784	30	16,798,280	
8	EUROSIG sh.a.	1	1,522,971	0	0	3	2,479,551	15	3,482,610	4,269,706	19	11,754,838	
9	AIB	0	0	0	0	0	0	8	13,054,755	0	8	13,054,755	
Total		143	21,455,799	20	1,048,021	56	52,940,386	135	101,311,487	80,983,040	354	257,738,735	



➤ Compensation Fund claims in handling process:

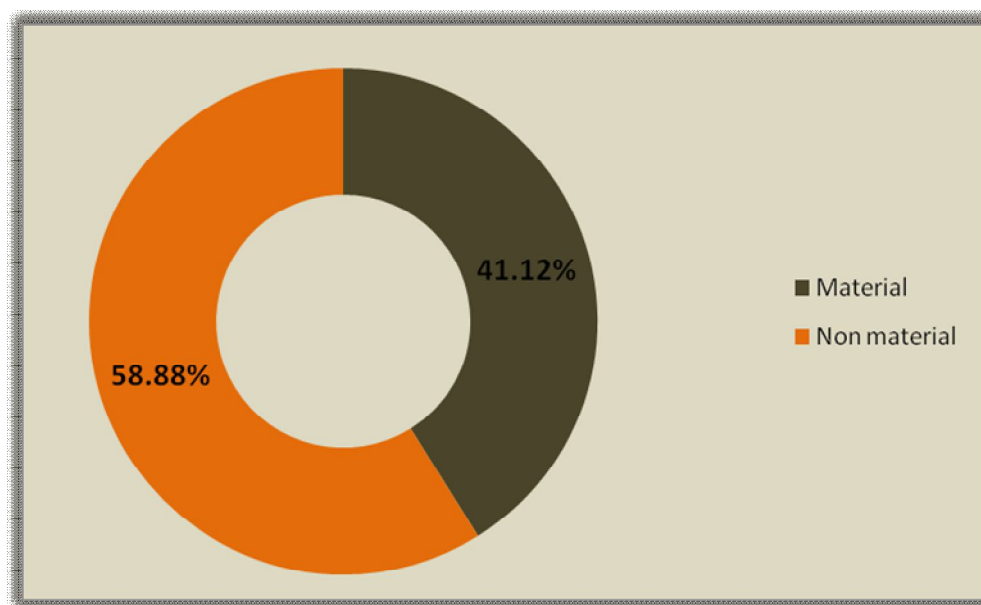
Nr.	Handling Company	Material		Non material		TOTAL	
		Nr.	Value	Nr.	Value	Nr.	Value
1	Insig sh.a	3	1,013,867	0	0	3	1,013,867
2	Sigal sh.a	2	700,900	3	6,750,827	5	7,451,727
3	Sigma sh.a	1	572,880	1	3,680,062	2	4,252,942
4	Interalbanian sh.a	1	842,880	0	0	1	842,880
5	Albsig sh.a	3	668,371	2	6,175,515	5	6,843,886
6	Eurosig sh.a	1	647,683	0	0	1	647,683
7	Atlantik sh.a	3	2,415,078	2	7,713,018	5	10,128,096
8	Intersig sh.a	1	314,900	0	0	1	314,900
Total		15	7,176,559	8	24,319,422	23	31,495,981



GREEN CARD FUND

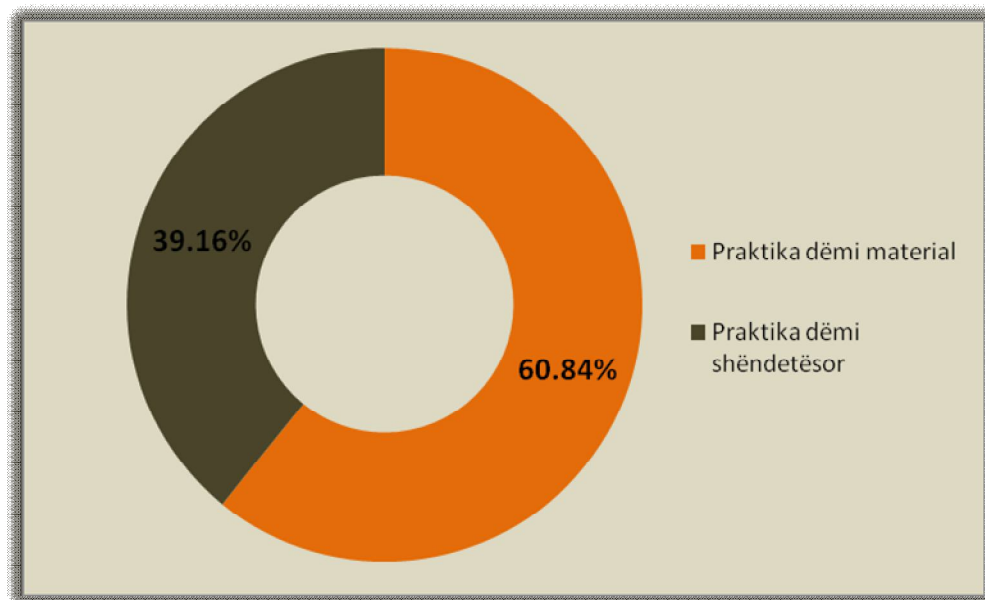
➤ The Green Card claim payments:

Nr.	Handling Company	Material		Non material		TOTAL	
		Nr.	Value	Nr.	Value	Nr.	Value
1	Insig sh.a	12	1,536,044	0	0	12	1,536,044
2	Sigal sh.a	37	9,464,694	4	10,462,336	41	19,927,030
3	Sigma sh.a	25	6,346,809	0	0	25	6,346,809
4	Interalbanian sh.a	6	1,036,295	8	14,178,987	14	15,215,282
5	Albsig sh.a	17	5,182,294	3	9,337,241	20	14,519,535
6	Eurosig sh.a	17	2,326,145	1	1,568,514	18	3,894,659
7	Atlantik sh.a	23	5,551,292	2	4,864,001	25	10,415,293
8	Intersig sh.a	17	3,319,809	2	3,169,142	19	6,488,951
9	AIB	7	2,854,184	1	10,294,471	8	13,148,655
Total		161	37,617,566	21	53,874,692	182	91,492,258



➤ Green Card handled claims, waiting for payment:

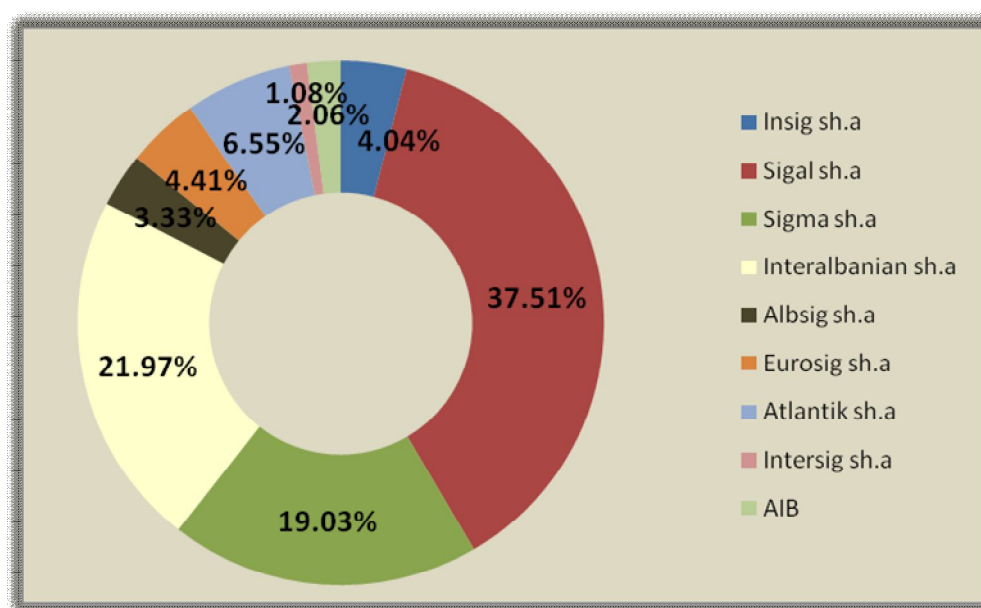
Nr.	Handling Company	Material		*Non material		TOTAL	
		Nr.	Value	Nr.	Value	Nr.	Value
1	Insig sh.a	11	1,868,594	3	90,000	14	1,958,594
2	Sigal sh.a	21	8,854,383	3	7,158,554	24	16,012,937
3	Sigma sh.a	13	9,847,581	1	781,303	14	10,628,884
4	Interalbanian sh.a	11	1,690,460	1	966,782	12	2,657,242
5	Albsig sh.a	14	1,809,744	3	10,610,284	17	12,420,028
6	Eurosig sh.a	6	1,645,851	0	0	6	1,645,851
7	Atlantik sh.a	14	1,623,372	0	0	14	1,623,372
8	Intersig sh.a	13	1,840,800	0	0	13	1,840,800
9	AIB	9	1,281,428	0	0	9	1,281,428
Total		112	30,462,213	11	19,606,923	123	50,069,136



➤ Green Card claims in handling process:

Nr.	Handling Company	Material		*Non material		TOTAL	
		Nr.	Value	Nr.	Value	Nr.	Value
1	Insig sh.a	4	978,600	1	0	5	978,600
2	Sigal sh.a	3	769,900	2	8,313,950	5	9,083,850
3	Sigma sh.a	10	4,608,546	0	0	10	4,608,546
4	Interalbanian sh.a	9	5,320,820	0	0	9	5,320,820
5	Albsig sh.a	8	807,049	0	0	8	807,049
6	Eurosig sh.a	3	1,066,700	0	0	3	1,066,700
7	Atlantik sh.a	3	1,586,490	0	0	3	1,586,490
8	Intersig sh.a	3	224,880	1	37,500	4	262,380
9	AIB	1	500,000	3	0	4	500,000
Total		44	15,862,985	7	8,351,450	51	24,214,435

**Note-Some claims are sent to the Handling Companies for competence.*



AIB'S LEGAL PROCEEDINGS:

➤ Claims paid by the Compensation Fund, subdivided by status:

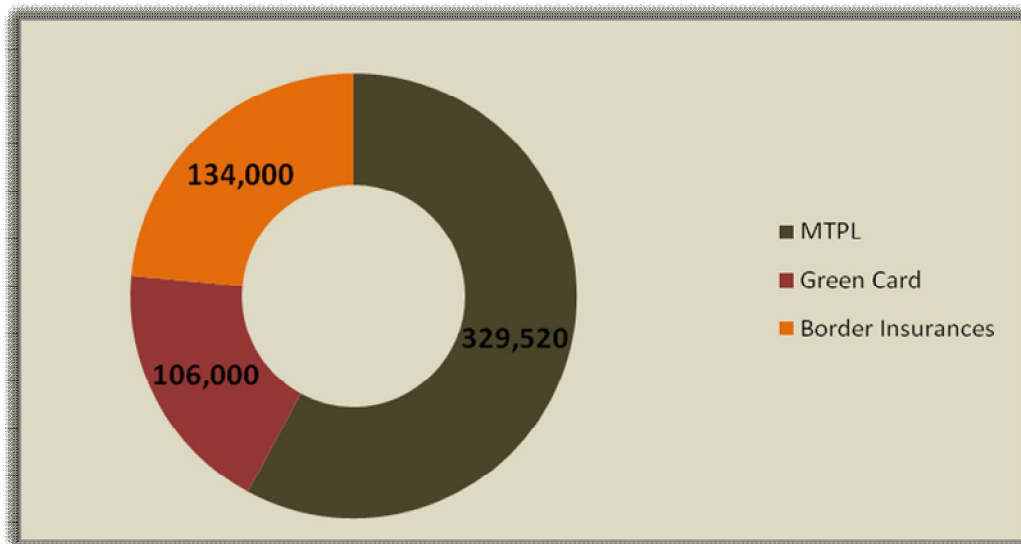
Status	Nr	Value
Won	164	49,165,374
Return of Acts	175	27,448,349
Missing	11	4,889,665
Cases in Process in the District Court	91	62,182,616
Cases in Process in the Court of Appeals	71	40,626,163
Cases in Process in the Supreme Court	11	3,477,677
Preparing the lawsuit	280	66,852,736
Bailiff's office	209	66,125,149
Cashed in and closed cases	201	18,791,019
Liabe driver cashing in	87	3,971,706
Deceased liabe drivers	87	89,983,499
Unidentified liabe drivers	39	41,588,403
Total	1426	475,102,356

➤ Litigations: AIB as accused party:

Legal Proceedings January - 12 December 2011															
Nr.	Hndling Company	Material				Non material				TOTAL				Nr	Value
		Expected Court Decisions		Final Court Verdicts		Expected Court Decisions		Final Court Verdicts		Expected Court Decisions		Final Court Verdicts			
		Nr	Value	Nr	Value	Nr	Value	Nr	Value	Nr	Value	Nr	Value		
1	INSIG sh.a	0	0	0	0	5	60,866,359	3	24,185,066	5	60,866,359	3	24,185,066	8	85,051,425
2	SIGMA sh.a	0	0	0	0	1	5,600,000	2	27,000,000	1	5,600,000	2	27,000,000	3	32,600,000
3	SIGAL sh.a	0	0	1	600,000	5	49,517,653	1	2,444,527	5	49,517,653	2	3,044,527	7	52,562,180
4	ATLANTIK sh.a	0	0	0	0	1	6,000,000	0	0	1	6,000,000	0	0	1	6,000,000
5	INTERSIG sh.a	1	100,000	0	0	4	30,748,131	0	0	5	30,848,131	0	0	5	30,848,131
6	INTERALBANIAN sh.a	0	0	0	0	1	4,596,145	0	0	1	4,596,145	0	0	1	4,596,145
7	ALBSIG sh.a	0	0	0	0	1	17,000,000	1	8,024,364	1	17,000,000	1	8,024,364	2	25,024,364
8	EUROSIG sh.a	0	0	0	0	0	0	0	0	0	0	0	0	0	0
9	AIB	0	0	0	0	9	59,666,800	1	25,000,000	9	59,666,800	1	25,000,000	10	84,666,800
Total		1	100,000	1	600,000	27	233,995,088	8	86,653,957	28	234,095,088	9	87,253,957	37	321,349,045

➤ Insurance Policy Production:

Nr.	Handling Company	MTPL	Green Card	Border Insurances
1	Insig sh.a	25,000	5,000	5,000
2	Sigma sh.a	60,000	20,000	20,000
3	Sigal sh.a	80,000	25,000	30,000
4	Atlantik sh.a	40,000	15,000	21,000
5	Intersig sh.a	40,000	15,000	17,000
6	Eurosig sh.a	30,000	8,000	15,000
7	Albsig sh.a	30,000	10,000	15,000
8	Interalbanian sh.a	24,520	8,000	11,000
TOTAL		329,520	106,000	134,000



➤ The Budget Commitments and Funds:

Nr.	Insurance Companies	Budget 2011 FSA's Resolution NR.12 dt.31.01.2011 a)		Budget Commitment for 2010 (b)	Budget Commitment for 2011 (c) = (a+b)	Financed Budget (d)
		Albanian lek	%	2010	Albanian lek	Albanian lek
1	Insig sha	3,908,673	13%	1,544,961	5,453,634	4,476,465
2	Sigma sha	3,908,673	13%	0	3,908,673	3,908,672
3	Sigal sha	3,908,673	13%	0	3,908,673	3,908,672
4	Atlantik sha	3,908,673	13%	0	3,908,673	2,931,504
5	Intersig sha	3,908,673	13%	0	3,908,673	3,908,672
6	Interalbanian sha	3,908,673	13%	0	3,908,673	3,908,672
7	Albsig sha	3,908,673	13%	0	3,908,673	3,908,672
8	Eurosig sha	3,908,673	13%	0	3,908,673	2,554,336
Total		31,269,380	100%	1,544,961	32,814,341	29,505,665